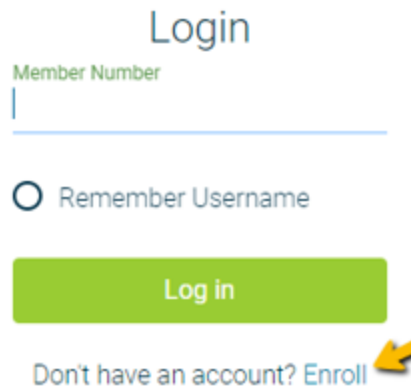


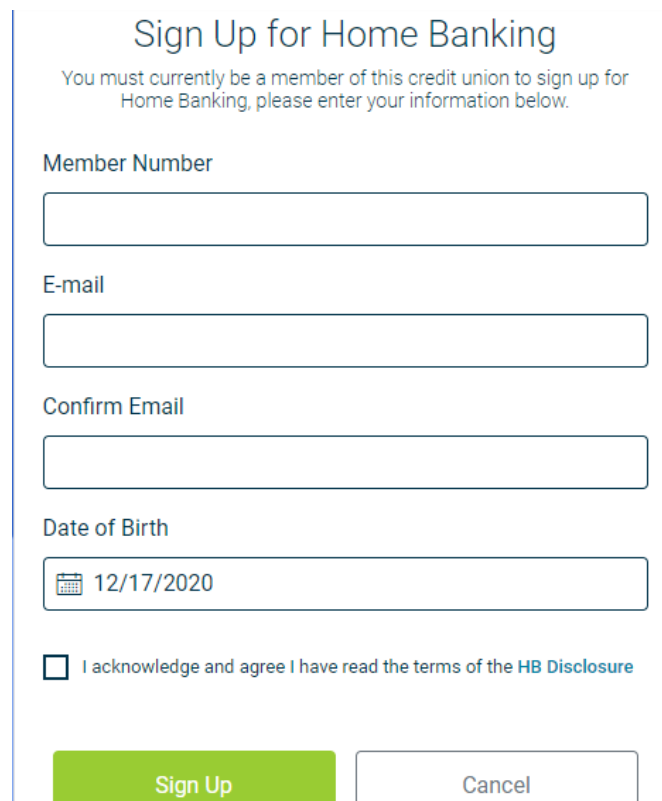
Enrolling in Online Banking for the first time, the following steps will need to be completed:

1. Go to the Credit Union's web page and click the link provided on the Credit Union's web page to log into the NEW Online Banking site. The new site is shown in step 2 below.
2. First time users (or members who are new to this Home Banking site) will need to select "Enroll".



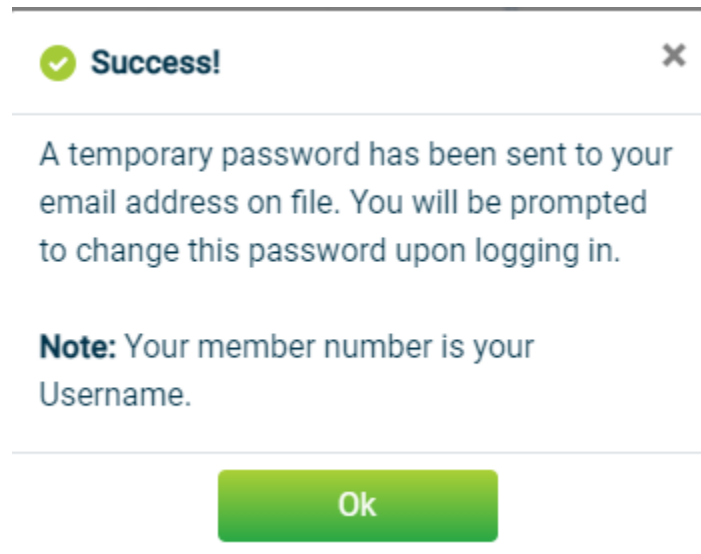
The screenshot shows a login interface with the title "Login" in blue. Below the title is a text input field labeled "Member Number" with a vertical cursor. Underneath is a radio button labeled "Remember Username". A green button labeled "Log in" is positioned below the radio button. At the bottom, there is a link "Don't have an account? Enroll" with a yellow arrow pointing to the right.

3. Enter your member account number, email address and date of birth. Click the box to acknowledge that you have read and agree to the terms of the Home Banking disclosure. Then click the box labeled "Sign Up".

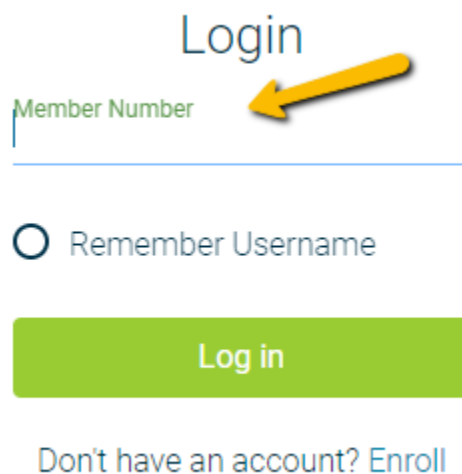


The screenshot shows a "Sign Up for Home Banking" form. The title is "Sign Up for Home Banking" in blue. Below the title is a sub-header: "You must currently be a member of this credit union to sign up for Home Banking, please enter your information below." The form contains four input fields: "Member Number", "E-mail", "Confirm Email", and "Date of Birth". The "Date of Birth" field is pre-filled with "12/17/2020" and includes a calendar icon. Below the input fields is a checkbox labeled "I acknowledge and agree I have read the terms of the HB Disclosure". At the bottom, there are two buttons: a green "Sign Up" button and a white "Cancel" button.

4. Obtain your temporary password from your email address that you specified in the above screen



5. After pressing 'ok', you will now be back on the main login screen. You will enter your member # as your login ID, and you will enter in the temporary password that was sent to your email address.



# Login

Password

---

Remember Device

Continue

Back

6. You will then be prompted to change your password. You will enter your current password, which is still the temporary password that was sent to your email, and then type in what you would like to change your password to.

## Update Credentials

Old Password

New Password

Confirm New Password

Submit

Cancel

7. You will be prompted to answer a series of three authentication questions and select a “confidence word”. This is a word or phrase that will show on your log-in screen to let you know that you have come to the authentic site for Bar-Con Credit Union’s Online Banking. Please note that answers to your authentication questions are case sensitive and you may not answer all of your questions with the same answer.

Security Questions

What is the name of your first pet? >

Where did you meet your spouse for the first time? >

In what year (YYYY) did you graduate from high school? >

Confidence Word

8. Once you select submit on the security questions/confidence word page, you will be logged into the site.

**Note:** If you select “Remember Username” on the member#/Login ID step, it will remember your username, and it will be entered automatically, when logging in on that particular device.

Login

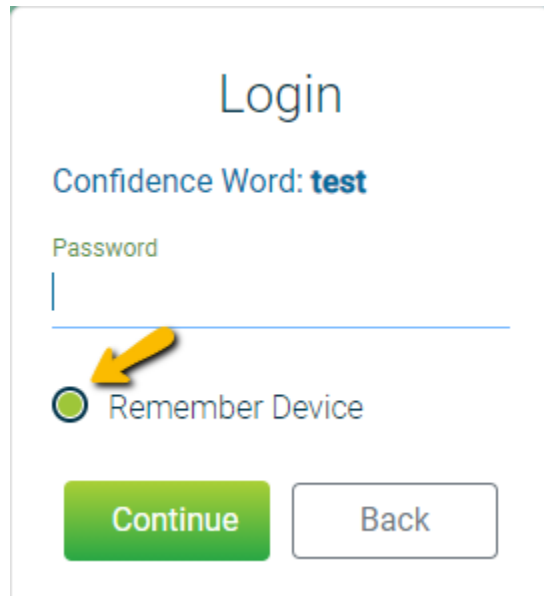
Username  
.....61|

---

Remember Username

[Click here to Enroll](#)

**Note:** If you select “Remember Device” on the Password step, you will not be prompted to answer any of the security questions, when logging in on that particular device.



Login

Confidence Word: **test**

Password

Remember Device

Continue Back

**Note:** If you do not select “Remember Device” on the password step, you will be prompted to answer a security question and enter your email address. Will also be prompted to answer a security question and enter your email address, if logging in on any device that has not already been recognized as a registered device.

## Security Question

In what year (YYYY) did you graduate from high school?

Answer

---

Email

---

Continue

Back